

Palintest

Water Analysis Technologies

Calcium Hardness

Photometric test for Calcium Hardness in pool, spa, treated and natural water

COLOUR CHANGE

Violet to Orange

RANGE:

0 - 500 mg/L CaCO₃

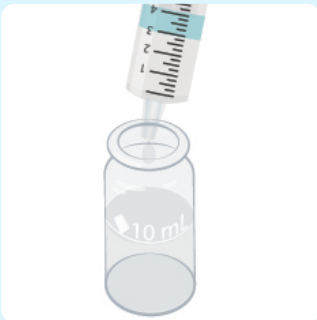
TECHNICAL RESOURCE:

[Calcium Hardness Test Method, Technical Information](#)

NOTES:

Strongly acidic or alkaline samples should be adjusted to within pH 4 to pH 10 prior to starting the test

01



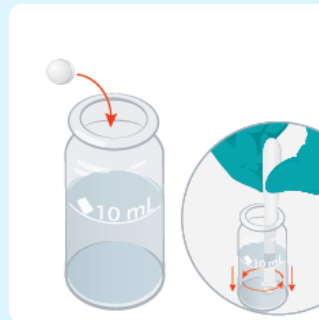
Fill to the 10 mL line with sample.

02



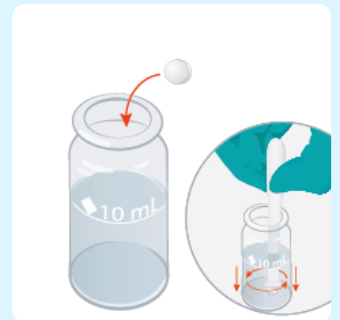
Use this to "blank" the instrument. Place in cell holder and press Blank.

03



Prepare sample by adding a Calcicol No1 tablet. Crush and stir.

04



Then, add a Calcicol No2 tablet. Crush and stir.

05



Place in the cell holder and press Measure.

06



Allow timer to count down 2 minutes. The concentration of Calcium will then be displayed.