

# Palintest

Water Analysis Technologies

## Nickel

Photometric test for Nickel in treated water and waste water

**COLOUR CHANGE**

Colourless to Pink

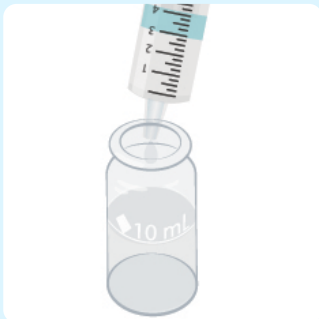
**RANGE:**

0 - 10 mg/L Ni

**TECHNICAL RESOURCE:**

Nickel Test Method, Technical Information

01



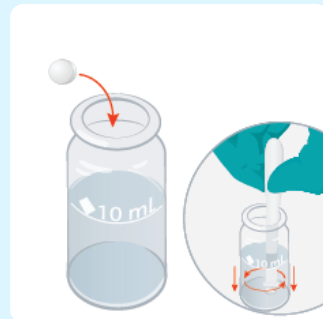
Fill to the 10 mL line with sample.

02



Use this to "blank" the instrument. Place in cell holder and press Blank.

03



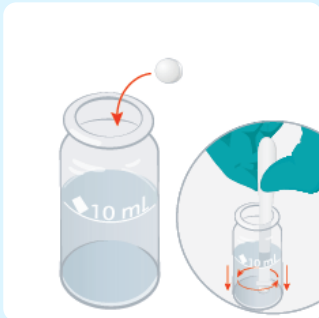
Prepare sample by adding a Nickeltest No 1 tablet and crush and stir.

04



If Iron is present add a level spoonful of Nickeltest PR powder and stir. (Otherwise skip this step).

05



Then, add a Nickeltest No2 Tablet and crush and stir.

06



Place in the cell holder and press Measure.

07



Allow timer to count down 2 minutes. The concentration of Nickel will then be displayed.