

Palintest

Water Analysis Technologies

Salt HR

Photometric test for Salt (high range) in seawater and brackish water

COLOUR CHANGE

Clear to Cloudy

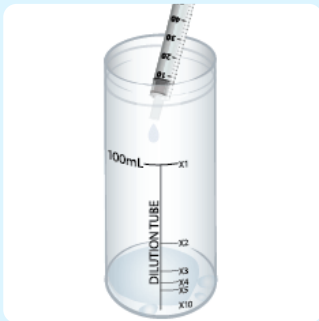
RANGE:

0 - 50000 mg/L NaCl

TECHNICAL RESOURCE:

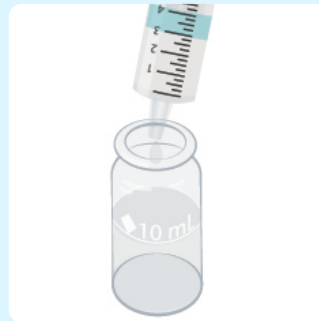
Chloride & Salt (Chloridol) Test Method, Technical Information

01



Add 0.1 mL of sample to a dilution tube. Then fill to 100 mL mark with deionised water. Replace cap and shake well to mix.

02



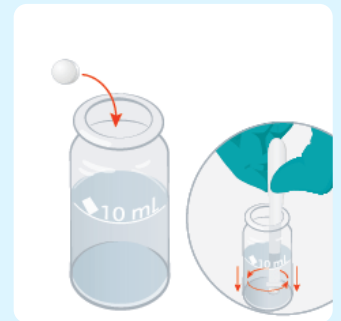
Transfer 10 mL to a photometer tube.

03




Use this to "blank" the instrument. Place in cell holder and press Blank.

04



Prepare sample by adding an Acidifying CD tablet and crush and stir.

05



Then, add a Chloridol tablet. But, do not crush.

06



Allow 2 minutes for tablet to disintegrate.

07



Crush any remaining particles and stir.

08



Place in cell holder and press Measure to obtain concentration of Salt (sodium chloride).